VA1137 14/70

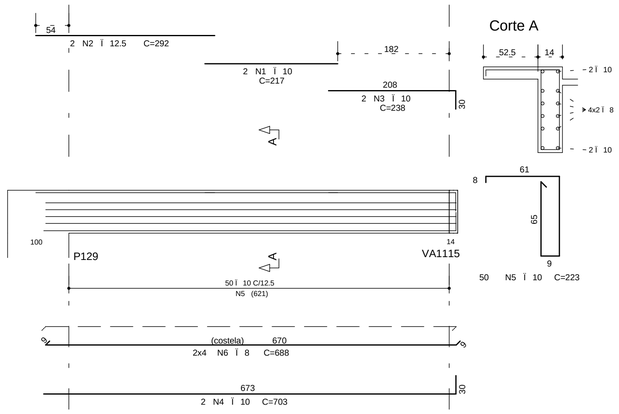

VA1138 14/70

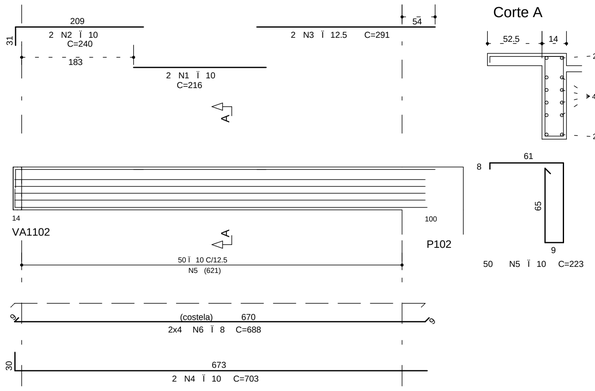

VA1139 14/50

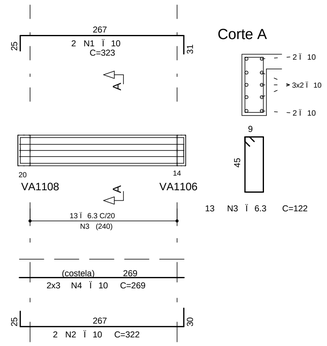

VSEA1101 14/84

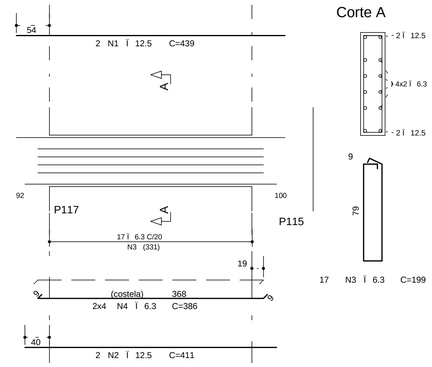

A€O	POS	BIT (mm)	QUANT	COMPRIMENTO UNIT (cm)	COMPRIMENTO TOTAL (cm)
VA1137					
50A	1	10	2	217	434
50A	2	12.5	2	292	584
50A	3	10	2	238	476
50A	4	10	2	703	1406
50A	5	10	50	223	11150
50A	6	8	8	688	5504
VA1138					
50A	1	10	2	216	432
50A	2	10	2	240	480
50A	3	12.5	2	291	582
50A	4	10	2	703	1406
50A	5	10	50	223	11150
50A	6	8	8	688	5504
VA1139					
50A	1	10	2	323	646
50A	2	10	2	322	644
50A	3	6.3	13	122	1586
50A	4	10	8	269	1614
VA1140					
50A	1	6.3	2	299	598
50A	2	10	2	155	310
50A	3	6.3	2	141	282
50A	4	10	2	272	544
50A	5	12.5	2	370	740
50A	6	12.5	1	184	184
50A	7	10	2	365	730
50A	8	10	2	247	494
50A	9	12.5	2	464	928
50A	10	10	2	341	682
50A	11	10	2	351	702
50A	12	16	2	408	816
50A	14	16	4	512	1024
50A	15	6.3	35	162	5670
50A	16	6.3	17	122	2074
50A	17	8	1	133	133
50A	18	10	26	177	4602
50A	19	8	4	418	1672
50A	20	8	4	702	2808
50A	21	10	4	298	1192
50A	22	10	6	1061	6366
50A	23	10	4	461	1844
50A	24	6.3	2	173	346
VA1141					
50A	1	6.3	2	256	512
50A	2	10	2	155	310
50A	3	6.3	2	182	364
50A	4	12.5	2	355	710
50A	5	6.3	2	262	524
50A	6	10	2	314	628
50A	7	10	2	155	310
50A	8	12.5	2	428	856
50A	9	12.5	2	372	744
50A	10	10	2	401	802
50A	11	10	2	356	712
50A	12	12.5	2	473	946
50A	13	6.3	53	162	8586
50A	14	6.3	25	122	3050
50A	15	8	6	939	5634
50A	16	8	4	368	1472
50A	17	8	4	281	1124
50A	18	10	6	653	3918
50A	19	10	4	399	1596
VA1142					
50A	1	10	2	241	482
50A	2	8	2	172	344
50A	3	12.5	2	457	914
50A	4	12.5	1	176	176
50A	5	12.5	3	193	579
50A	6	10	2	450	900
50A	7	10	2	508	1016
50A	8	10	1	208	208
50A	9	8	51	195	9945
50A	11	10	6	525	3150
VSEA1101					
50A	1	12.5	2	439	878
50A	2	12.5	2	411	822
50A	3	6.3	17	199	3383
50A	4	6.3	8	386	3088

RESUMO A€O CA 50-60			
A€O	BIT (mm)	COMPR (m)	PESO (kg)
50A	6.3	301	75
50A	8	394	158
50A	10	567	357
50A	12.5	96	92
50A	16	18	29
Peso Total 50A =			716 kg

VA1140 14/VAR

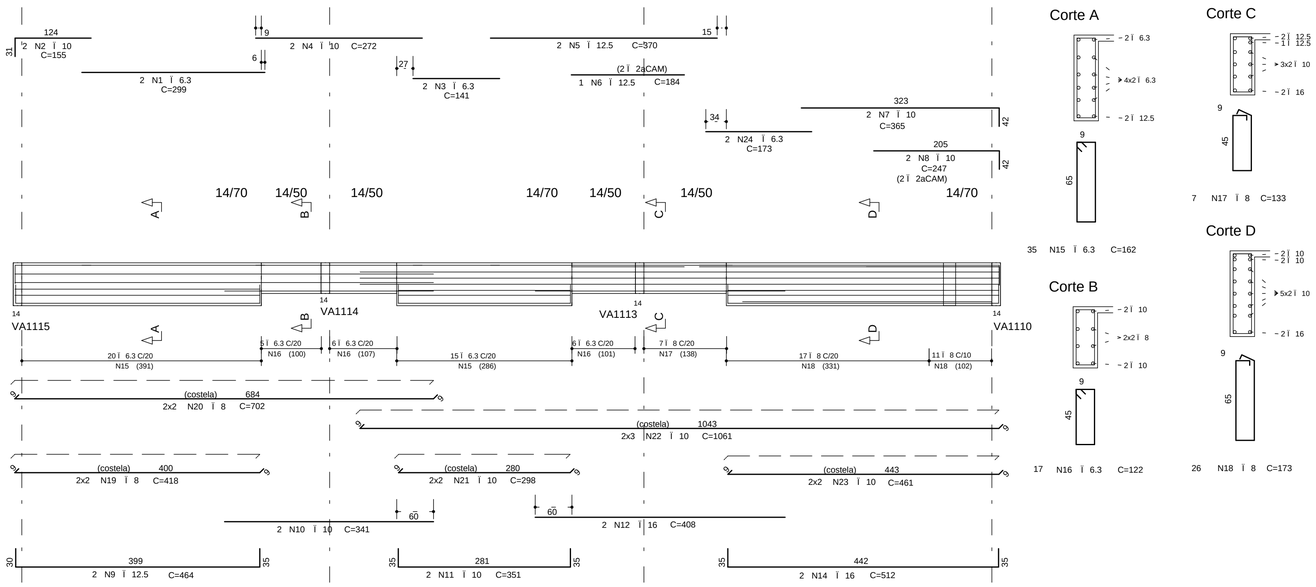

COBRIMENTO DA ARMADURA:[1]

- LAJES = 2,0 cm
- VIGAS E PILARES = 2,5 cm
- BLOCOS,BALDRAMES E CONTENCOES (FACE EM CONTATO COM A TERRA) = 3,0 cm

1. ESSES COBRIMENTOS DEVERAO SER GARANTIDOS COM O USO DE ESPACADORES OU PASTILHAS.
COBRIMENTOS ESPECIFICOS EM CONTRARIO AOS VALORES INDICADOS ACIMA, ESTAO INDICADOS NOS DESENHOS DE FORMAS DOS PAVIMENTOS.

NORMAS UTILIZADAS:

NBR-6118/2003 - PROJETO E EXECUCAO DE OBRAS DE CONCRETO ARMADO
NBR-6120/1980 - CARGAS PARA O CALCULO DE ESTRUTURAS DE EDIFICACOES

INDICE:

VA1137 A VA1142 E VSEA1101

FCK= 35 MPa
EC = 28 GPa (MODULO DE ELASTICIDADE SECANTE AOS 28 DIAS).
A/C = 0,65 (FATOR AGUA CIMENTO)

VA1141 14/VAR

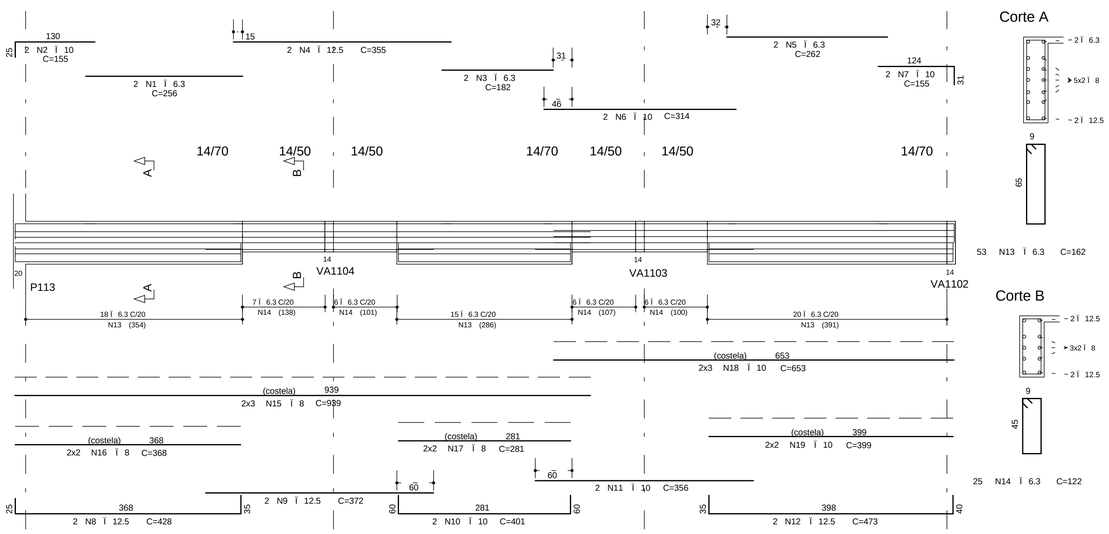

VA1142 20/50

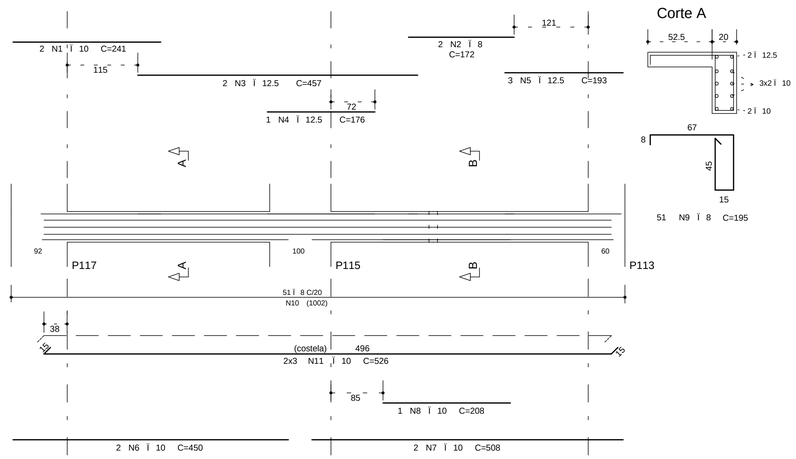

REV	DATA	DESCRICAO
1	20/08/2014	NUMERACAO FINAL
0	01/11/2012	EMISSAO INICIAL

Simetria Engenharia
SIA QUADRA 4C No 51 SALAS 201 a 203
BRASILIA-DF CEP: 71200-045
PABX: (0XX61) 3036-9633
simetria@simetria.eng.br

PROJETO ESTRUTURAL

CLIENTE: GENT INCORPORADORA LTDA
OBRA: ED. RESIDENCIAL/COMERCIAL PAINEIRAS — No OBRA:
ENDERECO OBRA: RUA 30 NORTE LOTE 03 - RUA DAS PAINEIRAS - AGUAS CLARAS DF
DESCRICAO: ARMACAO DAS VIGAS - TORRE 1 - JUNTA A
PISO 8o PAVIMENTO (02/02)
DESENHO No: BL1 080-090
DESENHISTA: TQS/ PRISCILLA
DATA: 01/11/2012
ESCALA: 1:50
UNIDADE: CM
No PROJ. SIMETRIA: 478
ARQUIVO PLT: 478 -EST-BL1- 080-090 -R01 -VIG.PLT
PROPRIETARIO:
RESPONSAVEL TECNICO
RESPONSAVEL TECNICO PELO PROJETO ESTRUTURAL
SIMETRIA ENGENHARIA E PROJETOS S/C LTDA
CREA:2725/RF

SIMETRIA ENGENHARIA DE PROJETOS S/C LTDA PL E:\TQS\WIN\478 - COSMOPOLITAN - TORRE 1 - JUNTA A\11-80 PAV\VIGAS\VIGAS02.PLT 20/08/2014 15:29:39