VA1401 14/50

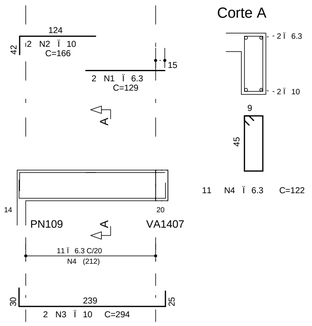

Corte A

11 N4 Ï 6.3 C=122

VA1402/VA1404 12/50

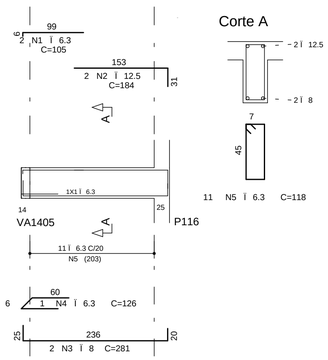

Corte A

11 N5 Ï 6.3 C=118

VA1403 20/50

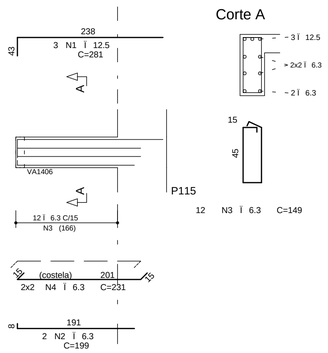

Corte A

12 N3 Ï 6.3 C=149

A¢O	POS	BIT (mm)	QUANT	COMPRIMENTO UNIT (cm)	COMPRIMENTO TOTAL (cm)
VA1401					
50A	1	6.3	2	129	258
50A	2	10	2	166	332
50A	3	10	2	294	588
50A	4	6.3	11	122	1342
VA1402/VA1404 (X2)					
50A	1	6.3	4	105	420
50A	2	12.5	4	184	736
50A	3	8	4	281	1124
50A	4	6.3	2	126	252
50A	5	6.3	22	118	2596
VA1403					
50A	1	12.5	3	281	843
50A	2	6.3	2	199	398
50A	3	6.3	12	149	1788
50A	4	6.3	4	231	924
VA1405					
50A	1	6.3	2	401	802
50A	2	12.5	3	185	555
50A	3	12.5	3	184	552
50A	4	12.5	2	737	1474
50A	5	12.5	1	334	334
50A	6	6.3	32	131	4192
50A	7	6.3	4	696	2784
VA1406					
50A	1	6.3	2	104	208
50A	2	12.5	2	220	440
50A	3	10	2	286	572
50A	4	6.3	11	122	1342
VA1407					
50A	1	12.5	4	289	1156
50A	2	6.3	2	207	414
50A	3	6.3	14	149	2086
50A	4	6.3	6	239	1434
VA1501					
50A	1	12.5	2	528	1056
50A	2	10	2	492	984
50A	3	6.3	22	134	2948
VA1601					
50A	1	6.3	2	154	308
50A	2	12.5	2	185	370
50A	3	12.5	3	218	654
50A	4	10	2	502	1004
50A	5	6.3	22	134	2948

RESUMO A¢O CA 50-60			
A¢O	BIT (mm)	COMPR (m)	PESO (kg)
50A	6.3	274	69
50A	8	11	4
50A	10	35	22
50A	12.5	82	82
Peso Total 50A =			177 kg

VA1405 14/50

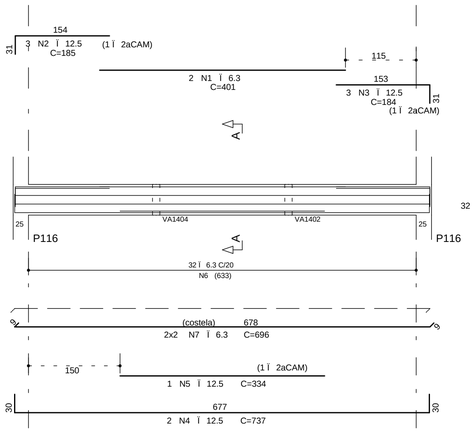

Corte A

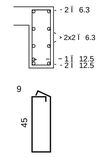

32 N6 Ï 6.3 C=131

VA1406 14/50

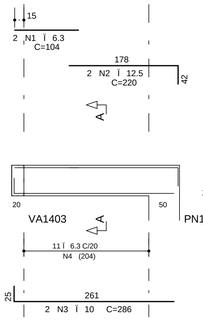

Corte A

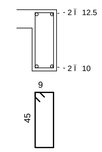

11 N4 Ï 6.3 C=122

VA1407 20/50

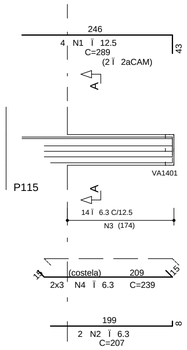

Corte A

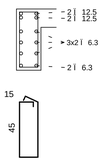

14 N3 Ï 6.3 C=149

VA1501 20/50

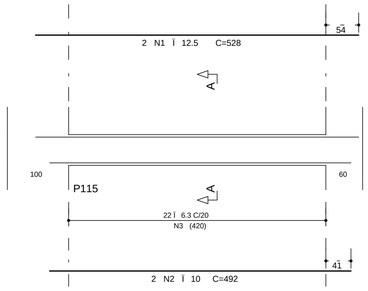

Corte A

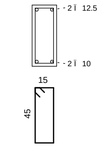

22 N3 Ï 6.3 C=134

VA1601 20/50

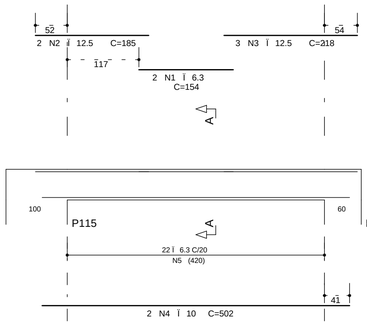

Corte A

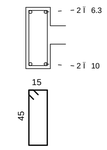

22 N5 Ï 6.3 C=134

COBRIMENTO DA ARMADURA: [1]

- LAJES = 2,0 cm
- VIGAS E PILARES = 2,5 cm
- BLOCOS,BALDRAMES E CONTENCOES (FACE EM CONTATO COM A TERRA) = 3,0 cm

1. ESSES COBRIMENTOS DEVERAO SER GARANTIDOS COM O USO DE ESPACADORES OU PASTILHAS. COBRIMENTOS ESPECIFICOS EM CONTRARIO AOS VALORES INDICADOS ACIMA, ESTAO INDICADOS NOS DESENHOS DE FORMAS DOS PAVIMENTOS.

NORMAS UTILIZADAS:

NBR-6118/2003 - PROJETO E EXECUCAO DE OBRAS DE CONCRETO ARMADO
NBR-6120/1980 - CARGAS PARA O CALCULO DE ESTRUTURAS DE EDIFICACOES

FCK= 35 MPa
EC = 28 GPa (MODULO DE ELASTICIDADE SECANTE AOS 28 DIAS).
A/C = 0,65 (FATOR AGUA CIMENTO)

REV	DATA	DESCRICAO
1	20/08/2014	NUMERACAO FINAL
0	16/11/2012	EMISSAO INICIAL

Simetria Engenharia
SIA QUADRA 4C No 51 SALAS 201 a 203
BRASILIA-DF CEP: 71200-045
FAX: (0XX61) 3036-9633
simetria@simetria.eng.br

PROJETO ESTRUTURAL

CLIENTE: GENT INCORPORADORA LTDA
OBRA: ED. RESIDENCIAL/COMERCIAL PAINEIRAS — No OBRA:
ENDERECO OBRA: RUA 30 NORTE LOTE 03 - RUA DAS PAINEIRAS - AGUAS CLARAS DF
DESCRICAO: ARMACAO DAS VIGAS - TORRE 1 - JUNTA A
MESA PARA MOTOR E CASA DE MÇQUINAS
DESENHO No: BL1 089-090

DESENHISTA:	DATA:	ESCALA:	UNIDADE	No PROJ. SIMETRIA:
TQS/ PRISCILLA	16/11/2012	1:50	CM	478

ARQUIVO PLT: 478 -EST-BL1- 089-090 -R01 -VIG.PLT

PROPRIETARIO: RESPONSAVEL TECNICO

RESPONSAVEL TECNICO PELO PROJETO ESTRUTURAL

SIMETRIA ENGENHARIA E PROJETOS S/C LTDA
CREA 2725/RF

SIMETRIA ENGENHARIA DE PROJETOS S/C LTDA PL E:\TQS\WIN\478 - CO3MCPOLITAN - TORRE 1 - JUNTA A\13-COB 9p PAV\VIGAS\VIGAS\04.PLT 20/08/2014 15:41:35