ARMACAO HORIZONTAL INFERIOR PISO COBERTURA 9o PAVIMENTO

TORRE 1 (JUNTA A)

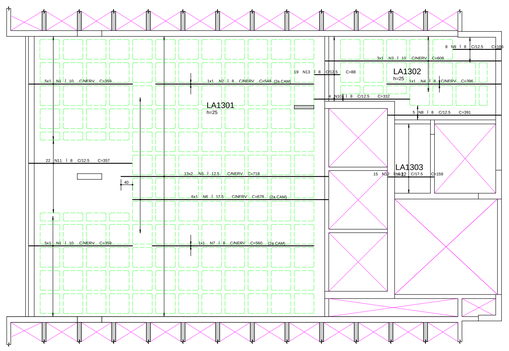

NOTA:
REGIAO MACICA AO REDOR DOS
FUROS PRENCHER COM Ï 8 C/12.5

DETALHE GENERICO DOS FUROS
PASSAGEM DE TUBULACAO

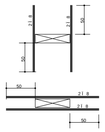

A¢ O	POS	BIT (mm)	QUANT	COMPRIMENTO UNIT (cm)	COMPRIMENTO TOTAL (cm)
ARMACAO HORIZONTAL INFERIOR PISO COBERTURA 9o PAVIMENTO					
50A	1	10	10	359	3590
50A	2	8	1	548	548
50A	3	10	3	608	1824
50A	4	8	1	396	396
50A	5	12.5	26	718	18668
50A	6	12.5	6	678	4068
50A	7	8	1	560	560
50A	8	8	5	391	1955
50A	9	8	8	166	1328
50A	10	8	4	332	1328
50A	11	8	22	357	7854
50A	12	6.3	15	159	2385
50A	13	8	19	88	1672

RESUMO A¢ O CA 50-60			
A¢ O	BIT (mm)	COMPR (m)	PESO (kg)
50A	6.3	24	6
50A	8	156	63
50A	10	54	34
50A	12.5	227	227
Peso Total 50A =			330 kg

DETALHE GENERICO DAS NERVURAS

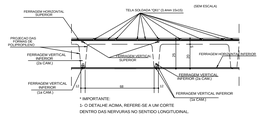

! IMPORTANTE:
1- O DETALHE ACIMA, REFERE-SE A UM CORTE
DENTRO DAS NERVURAS NO SENTIDO LONGITUDINAL.

ARMACAO VERTICAL INFERIOR PISO COBERTURA 9o PAVIMENTO

TORRE 1 (JUNTA A)

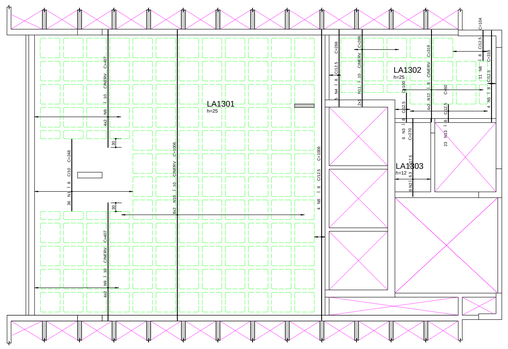

DETALHE GENERICO PARA FUROS
QUE CAIREM NAS NERVURAS

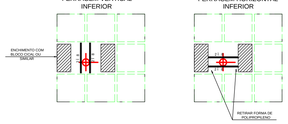

A¢ O	POS	BIT (mm)	QUANT	COMPRIMENTO UNIT (cm)	COMPRIMENTO TOTAL (cm)
ARMACAO VERTICAL INFERIOR PISO COBERTURA 9o PAVIMENTO					
50A	1	8	36	248	8928
50A	2	6.3	9	270	2430
50A	3	8	6	100	600
50A	4	8	5	266	1330
50A	5	8	4	316	1264
50A	6	8	11	104	1144
50A	8	8	4	1006	4024
50A	9	10	16	407	6512
50A	10	10	16	1006	16096
50A	11	10	2	266	532
50A	12	8	8	319	2552
50A	13	8	23	60	1380

RESUMO A¢ O CA 50-60			
A¢ O	BIT (mm)	COMPR (m)	PESO (kg)
50A	6.3	24	6
50A	8	212	85
50A	10	231	146
Peso Total 50A =			237 kg

ESQUEMA REMISSIVO

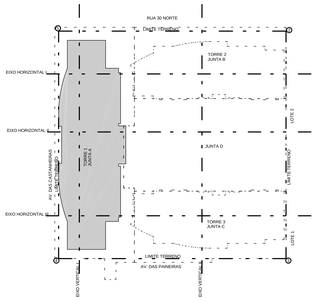

ARMACAO HORIZONTAL SUPERIOR PISO COBERTURA 9o PAVIMENTO

TORRE 1 (JUNTA A)

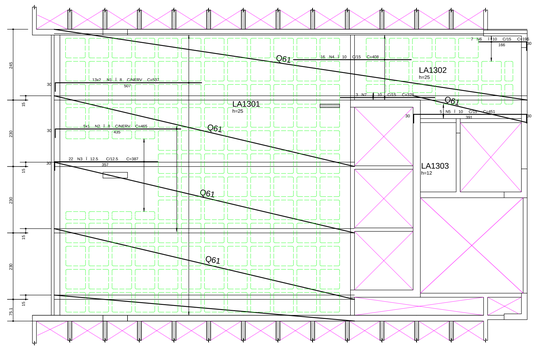

A¢ O	POS	BIT (mm)	QUANT	COMPRIMENTO UNIT (cm)	COMPRIMENTO TOTAL (cm)
ARMACAO HORIZONTAL SUPERIOR PISO COBERTURA 9o PAVIMENTO					
50A	1	8	26	537	13962
50A	2	8	5	465	2325
50A	3	12.5	22	387	8514
50A	4	10	16	408	6528
50A	5	10	5	451	2255
50A	6	10	7	196	1372
50A	7	10	3	328	984

RESUMO A¢ O CA 50-60			
A¢ O	BIT (mm)	COMPR (m)	PESO (kg)
50A	8	163	65
50A	10	111	70
50A	12.5	85	85
Peso Total 50A =			220 kg

REGIAO MACICA AO REDOR DOS
FUROS PRENCHER COM Ï 10 C/15

DETALHE GENERICO DOS FUROS
PASSAGEM DE TUBULACAO

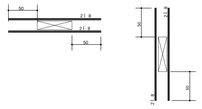

RESUMO TELA Q61				
QUANT.	DIMENSOES		CREA (m2)	PESO (Kg)
1	2,45	x 16,38	40,13	38,93
1	0,93	x 3,95	3,67	3,56
3	2,45	x 2,45	10,40	10,09
1	2,45	x 15,14	0,90	10,40
PESO UNITÓRIO (Kgf/m2)				62,98

ARMACAO VERTICAL SUPERIOR PISO COBERTURA 9o PAVIMENTO

TORRE 1 (JUNTA A)

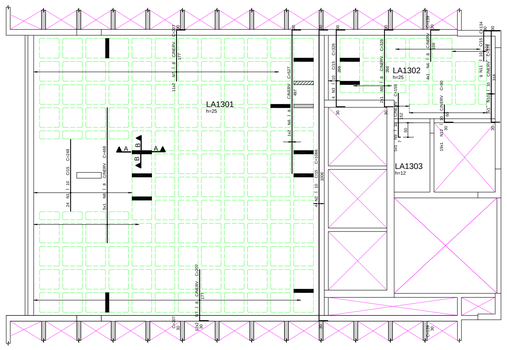

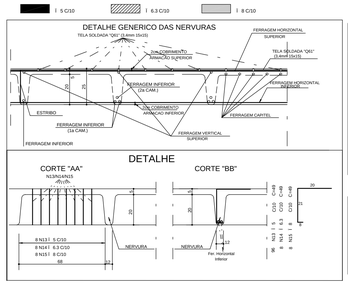

A¢ O	POS	BIT (mm)	QUANT	COMPRIMENTO UNIT (cm)	COMPRIMENTO TOTAL (cm)
ARMACAO VERTICAL SUPERIOR PISO COBERTURA 9o PAVIMENTO					
50A	1	10	24	248	5952
50A	2	10	4	1066	4264
50A	3	10	4	326	1304
50A	4	8	4	139	556
50A	5	8	2	326	652
50A	6	8	2	527	1054
50A	7	8	46	207	9522
50A	8	8	5	468	2340
50A	9	10	5	159	795
50A	10	10	3	376	1128
50A	11	10	9	134	1206
50A	12	10	19	90	1710
60B	13	5	96	49	4704
50A	14	6.3	8	49	392
50A	15	8	8	49	392

RESUMO A¢ O CA 50-60			
A¢ O	BIT (mm)	COMPR (m)	PESO (kg)
60B	5	47	8
50A	6.3	4	1
50A	8	145	58
50A	10	164	103
Peso Total 60B =			8 kg
Peso Total 50A =			162 kg

ARMACAO HORIZONTAL INFERIOR
COBERTURA CASA MAQUINAS
TORRE 1 (JUNTA-A)

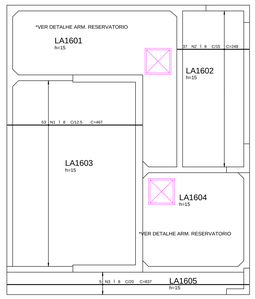

A¢ O	POS	BIT (mm)	QUANT	COMPRIMENTO UNIT (cm)	COMPRIMENTO TOTAL (cm)
50A	1	8	53	467	24751
50A	2	8	37	248	9176
50A	3	8	5	837	4185

RESUMO A¢ O CA 50-60			
A¢ O	BIT (mm)	COMPR (m)	PESO (kg)
50A	8	381	152
Peso Total 50A =			152 kg

ARMACAO VERTICAL INFERIOR
COBERTURA CASA MAQUINAS
TORRE 1 (JUNTA-A)

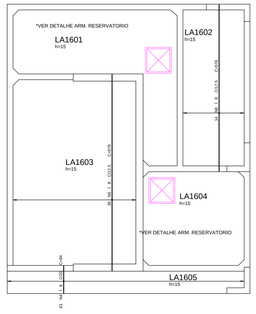

A¢ O	POS	BIT (mm)	QUANT	COMPRIMENTO UNIT (cm)	COMPRIMENTO TOTAL (cm)
50A	4	8	43	94	4042
50A	5	8	36	679	24444
50A	6	8	14	576	8064

RESUMO A¢ O CA 50-60			
A¢ O	BIT (mm)	COMPR (m)	PESO (kg)
50A	8	366	146
Peso Total 50A =			146 kg

ARMACAO HORIZONTAL INFERIOR
PISO MESA MOTOR
TORRE 1 (JUNTA-A)

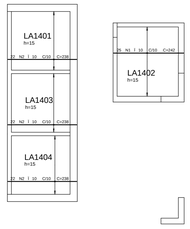

A¢ O	POS	BIT (mm)	QUANT	COMPRIMENTO UNIT (cm)	COMPRIMENTO TOTAL (cm)
50A	1	10	25	242	6050
50A	2	10	66	238	15708

RESUMO A¢ O CA 50-60			
A¢ O	BIT (mm)	COMPR (m)	PESO (kg)
50A	10	218	137
Peso Total 50A =			137 kg

ARMACAO VERTICAL INFERIOR
PISO MESA MOTOR
TORRE 1 (JUNTA-A)

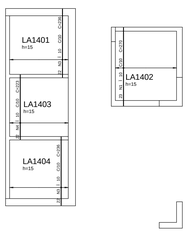

A¢ O	POS	BIT (mm)	QUANT	COMPRIMENTO UNIT (cm)	COMPRIMENTO TOTAL (cm)
50A	1	10	23	270	6210
50A	3	10	44	236	10384
50A	4	10	22	223	4906

RESUMO A¢ O CA 50-60			
A¢ O	BIT (mm)	COMPR (m)	PESO (kg)
50A	10	215	135
Peso Total 50A =			135 kg

ARMACAO HORIZONTAL SUPERIOR
COBERTURA CASA MAQUINAS
TORRE 1 (JUNTA-A)

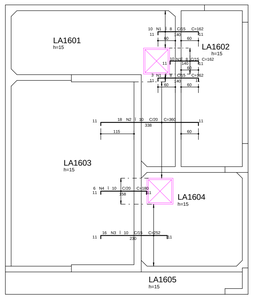

A¢ O	POS	BIT (mm)	QUANT	COMPRIMENTO UNIT (cm)	COMPRIMENTO TOTAL (cm)
50A	1	8	23	162	3726
50A	2	10	18	360	6480
50A	3	10	16	252	4032
50A	4	10	6	180	1080

RESUMO A¢ O CA 50-60			
A¢ O	BIT (mm)	COMPR (m)	PESO (kg)
50A	8	37	15
50A	10	116	73
Peso Total 50A =			88 kg

ARMACAO VERTICAL SUPERIOR
PISO MESA MOTOR
TORRE 1 (JUNTA-A)

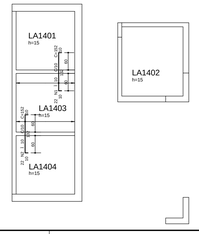

A¢ O	POS	BIT (mm)	QUANT	COMPRIMENTO UNIT (cm)	COMPRIMENTO TOTAL (cm)
50A	1	10	22	152	3344
50A	2	10	22	152	3344

RESUMO A¢ O CA 50-60			
A¢ O	BIT (mm)	COMPR (m)	PESO (kg)
50A	10	67	42
Peso Total 50A =			42 kg

COBRIMENTO DA ARMADURA:

- LAJES = 2,0 cm
- VIGAS E PILARES = 2,5 cm
- BLOCOS,BALDRAMES E CONTENCOES (FACE EM CONTATO COM A TERRA) = 3,0 cm

1. ESSES COBRIMENTOS DEVERAO SER GARANTIDOS COM O USO DE ESPACADORES OU PASTILHAS.
COBRIMENTOS ESPECIFICOS EM CONTRARIO AOS VALORES INDICADOS ACIMA, ESTAO INDICADOS NOS DESENHOS DE FORMAS DOS PAVIMENTOS.

NORMAS UTILIZADAS:

NBR-6118/2003 - PROJETO E EXECUCAO DE OBRAS DE CONCRETO ARMADO
NBR-6120/1980 - CARGAS PARA O CALCULO DE ESTRUTURAS DE EDIFICACOES

FCK= 35 MPa

EC = 28 GPa (MODULO DE ELASTICIDADE SECANTE AOS 28 DIAS).

A/C = 0,65 (FATOR AGUA CIMENTO)

REV	DATA	DESCRICAO
1	21/08/2014	NUMERACAO FINAL
0	19/11/2012	EMISSAO INICIAL

Simetria Engenharia
SIA QUADRA 4C No 51 MALAS 09 a 18/
BRASILIA-DF CEP: 71200-045
FAX: (0XX61) 3356-9633
simetria@simetria.eng.br

PROJETO ESTRUTURAL

CLIENTE: GENT INCORPORADORA LTDA
OBRA: ED. RESIDENCIAL/COMERCIAL COSMOPOLITAN — No OBRA: XXX
ENDEREÇO OBRA: RUA 30 NORTE LOTE 03 - RUA DAS PAINEIRAS-AGUAS CLARAS DF
DESCRICAO: ARMACAO LAJE PISO COBERTURA 9o PAVIMENTO, MESA MOTOR E COB. CASA DE MAQUINAS BLOCO-1 (JUNTA-A)
DESENHO No: BL-1 090-090

DESENHISTA	DATA	ESCALA	UNIDADE	No PROJ. SIMETRIA
TQS/ FABIANA	19/11/2012	1:75	CM	478

ARQUIVO PLT: 478-EST-BL1-090-090-R01-LAJ.PLT

PROPRIETARIO: RESPONSAVEL TECNICO

RESPONSAVEL TECNICO PELO PROJETO ESTRUTURAL

SIMETRIA ENGENHARIA E PROJETOS S/C LTDA
CREA:2725/RF

SIMETRIA ENGENHARIA DE PROJETOS S/C LTDA PL:H:\DURAOS\PABIANA\478-COSMOPOLITAN\CAS\ESTRUTA LAJE COB-A090100.PLT 21/08/2014 15:19:40