VB915 14/70

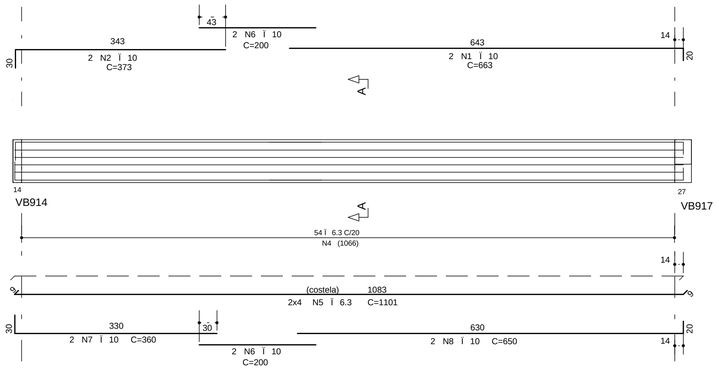

Corte A

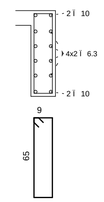

54 N4 ï 6.3 C=162

Vista em Planta

DETALHE 1

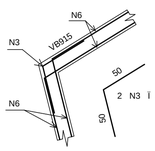

DETALHE APOIO

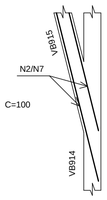

VB919 25/50

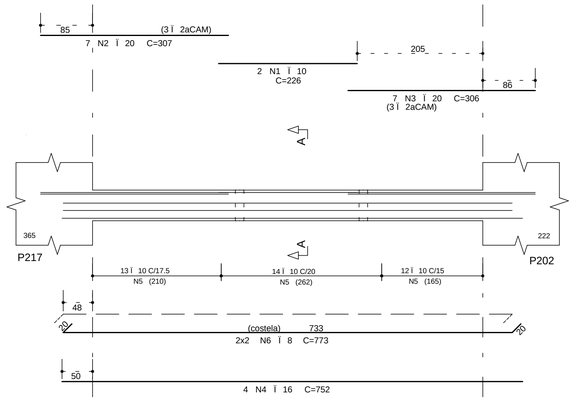

Corte A

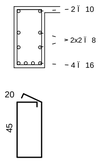

39 N5 ï 10 C=170

VB917 25/40

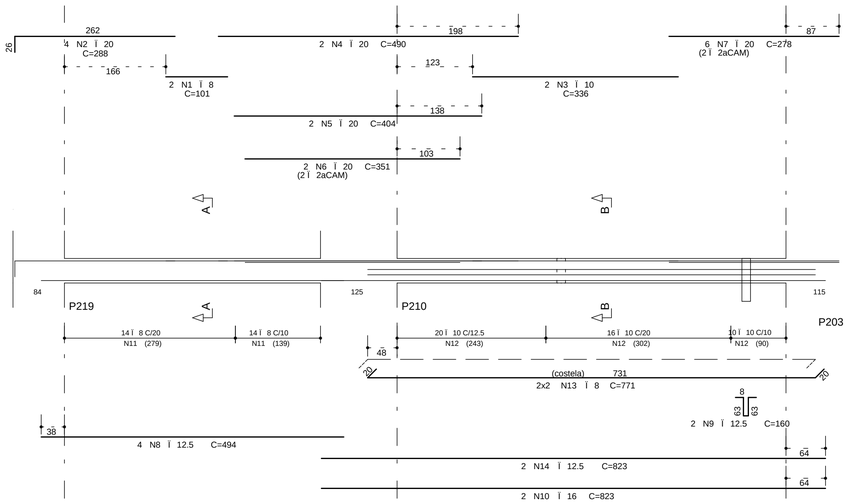

Corte A

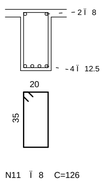

28 N11 ï 8 C=126

Corte B

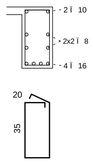

46 N12 ï 10 C=150

VB922 14/70

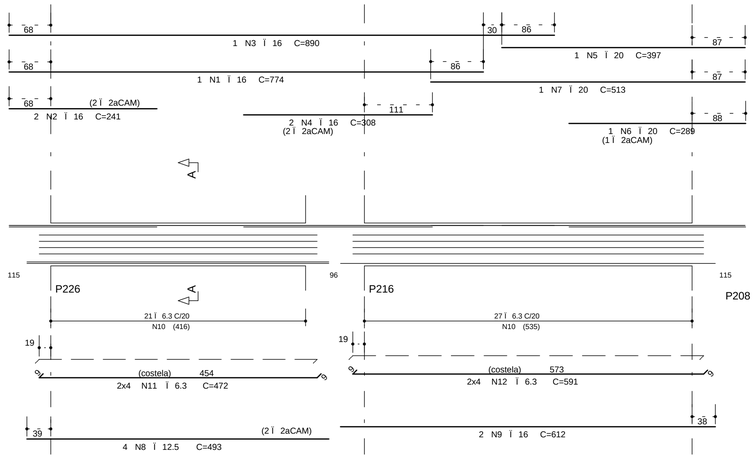

Corte A

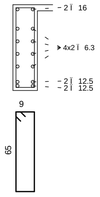

48 N10 ï 6.3 C=162

VB921 VAR/VAR

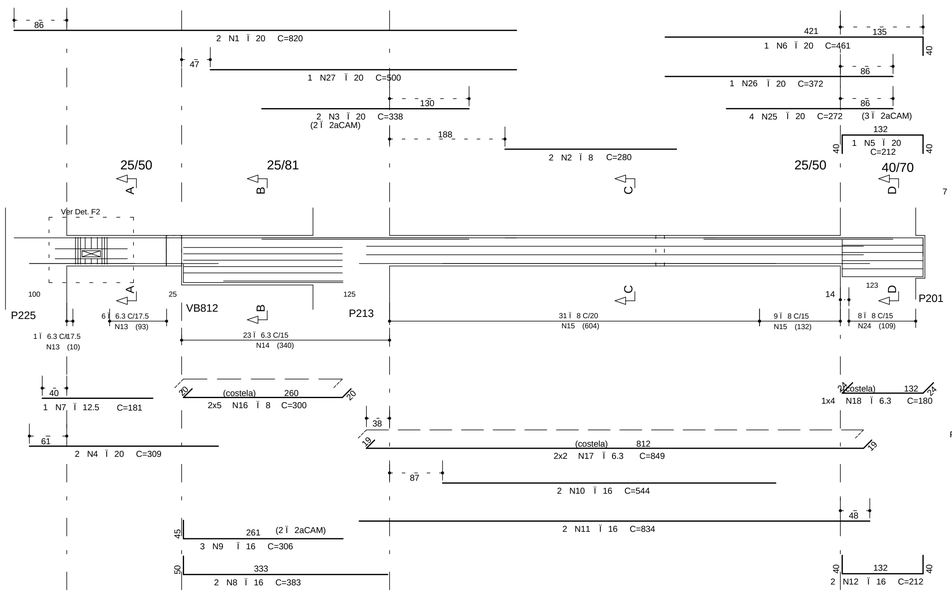

Corte A

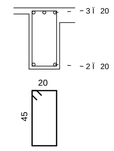

7 N13 ï 6.3 C=144

Corte B

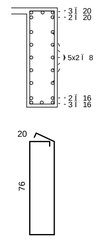

23 N14 ï 6.3 C=226

Corte C

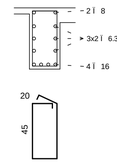

40 N15 ï 8 C=166

Corte D

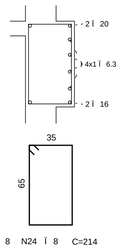

8 N24 ï 8 C=214

Det. F1

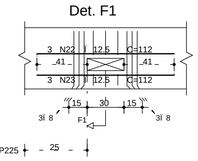

Corte F1

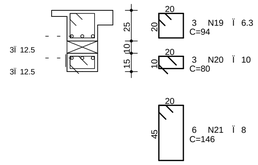

DETALHE GENÉRICO
EM PLANTA

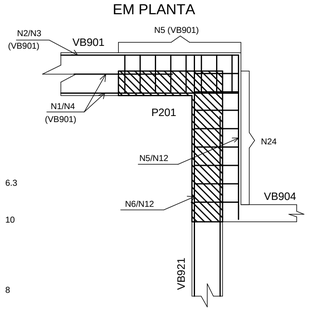

VB916 14/70

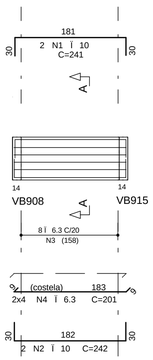

Corte A

8 N3 ï 6.3 C=162

	A¢O	POS	BIT (mm)	QUANT	COMPRIMENTO UNIT (cm)	COMPRIMENTO TOTAL (cm)
VB915	(X5)					
	50A	1	10	10	663	6630
	50A	2	10	10	373	3730
	50A	3	8	10	100	1000
	50A	4	6.3	270	162	43740
	50A	5	6.3	40	1101	44040
	50A	6	10	20	200	4000
	50A	7	10	10	360	3600
	50A	8	10	10	650	6500
VB916	(X5)					
	50A	1	10	10	241	2410
	50A	2	10	10	242	2420
	50A	3	6.3	40	162	6480
	50A	4	6.3	40	201	8040
VB917	(X5)					
	50A	1	8	10	101	1010
	50A	2	20	20	288	5760
	50A	3	10	10	336	3360
	50A	4	20	10	490	4900
	50A	5	20	10	404	4040
	50A	6	20	10	351	3510
	50A	7	20	30	278	8340
	50A	8	12.5	20	494	9880
	50A	9	12.5	10	160	1600
	50A	10	16	10	823	8230
	50A	11	8	140	126	17640
	50A	12	10	230	150	34500
	50A	13	8	20	771	15420
	50A	14	12.5	10	823	8230
VB919	(X5)					
	50A	1	10	10	226	2260
	50A	2	20	35	307	10745
	50A	3	20	35	306	10710
	50A	4	16	20	752	15040
	50A	5	10	195	170	33150
	50A	6	8	20	773	15460
VB921	(X5)					
	50A	1	20	10	820	8200
	50A	2	8	10	280	2800
	50A	3	20	10	338	3380
	50A	4	20	10	309	3090
	50A	5	20	5	212	1060
	50A	6	20	5	181	905
	50A	7	12.5	5	181	905
	50A	8	16	10	383	3830
	50A	9	16	15	306	4590
	50A	10	16	10	544	5440
	50A	11	16	10	834	8340
	50A	12	16	10	212	2120
	50A	13	6.3	35	144	5040
	50A	14	6.3	115	226	25990
	50A	15	8	200	166	33200
	50A	16	8	50	300	15000
	50A	17	6.3	20	849	16980
	50A	18	6.3	20	180	3600
	50A	19	6.3	15	94	1410
	50A	20	10	15	80	1200
	50A	21	8	30	146	4380
	50A	22	12.5	15	112	1680
	50A	23	12.5	15	112	1680
	50A	24	8	40	214	8560
	50A	25	20	20	272	5440
	50A	26	20	5	372	1860
	50A	27	20	5	500	2500
VB922	(X5)					
	50A	1	16	5	774	3870
	50A	2	16	10	241	2410
	50A	3	16	5	890	4450
	50A	4	16	10	308	3080
	50A	5	20	5	397	1985
	50A	6	20	5	289	1445
	50A	7	20	5	513	2565
	50A	8	12.5	20	493	9860
	50A	9	16	10	612	6120
	50A	10	6.3	240	162	38880
	50A	11	6.3	40	472	18880
	50A	12	6.3	40	591	23640

RESUMO A¢O CA 50-60			
A¢O	BIT (mm)	COMPR (m)	PESO (kg)
50A	6.3	2367	592
50A	8	1145	458
50A	10	3138	1936
50A	12.5	336	324
50A	16	675	1080
50A	20	818	2045
Peso Total 50A =			5168 kg

COBRIMENTO DA ARMADURA:

- LAJES = 2,0 cm
- VIGAS E PILARES = 2,5 cm
- BLOCOS,BALDRAMES E CONTENCOES (FACE EM CONTATO COM A TERRA) = 3,0 cm

1. ESSES COBRIMENTOS DEVERAO SER GARANTIDOS COM O USO DE ESPACADORES OU PASTILHAS. COBRIMENTOS ESPECIFICOS EM CONTRARIO AOS VALORES INDICADOS ACIMA, ESTAO INDICADOS NOS DESENHOS DE FORMAS DOS PAVIMENTOS.

NORMAS UTILIZADAS:

NBR-6118/2003 - PROJETO E EXECUCAO DE OBRAS DE CONCRETO ARMADO
NBR-6120/1980 - CARGAS PARA O CALCULO DE ESTRUTURAS DE EDIFICACOES

INDICE:

VB915 A VB917, VB919, VB921 E VB922

FCK= 35 MPa
EC = 28 GPa (MODULO DE ELASTICIDADE SECANTE AOS 28 DIAS).
A/C = 0,65 (FATOR AGUA CIMENTO)

REV	DATA	DESCRICAO
1	21/08/2014	NUMERACAO FINAL
0	29/06/2012	EMISSAO INICIAL

Simetria Engenharia
PROJETOS ESTRUTURAIS
SIA QUADRA .4C No 51 SALAS 201 a 203
BRASILIA-DF. CEP: 71200-045
FAX: (0XX61) 3036-9633
simetria@simetria.eng.br

PROJETO ESTRUTURAL

CLIENTE: GENT INCORPORADORA LTDA
OBRA: ED. RESIDENCIAL/COMERCIAL PAINEIRAS — No OBRA: XXX
ENDEREÇO OBRA: RUA 30 NORTE LOTE 03 - RUA DAS PAINEIRAS - AGUAS CLARAS DF
DESCRICAO: ARMACAO DAS VIGAS PISO DO TIPO - 9o AO 13o
PAVIMENTO - TORRE 2 - JUNTA B (02/02)
DESENHO No: BL2 067-085

DESENHISTA:	DATA:	ESCALA:	UNIDADE	No PROJ. SIMETRIA:
TQS/ PRISCILLA	29/06/2012	1:50	CM	478

ARQUIVO PLT: 478 -EST-BL2- 067-085 -R01 -VIG.PLT

PROPRIETARIO: RESPONSAVEL TECNICO

RESPONSAVEL TECNICO PELO PROJETO ESTRUTURAL

SIMETRIA ENGENHARIA E PROJETOS S/C LTDA
CREA:2725/RF

SIMETRIA ENGENHARIA DE PROJETOS S/C LTDA PL.E:T:QSWIN:478 - COSMOPOLITAN - TORRE 2 - JUNTA B(10-9o AO 13o PAVV/IGAS/VIGAS/02.PLT 21/08/2014 17:43:58