VB1347 14/50

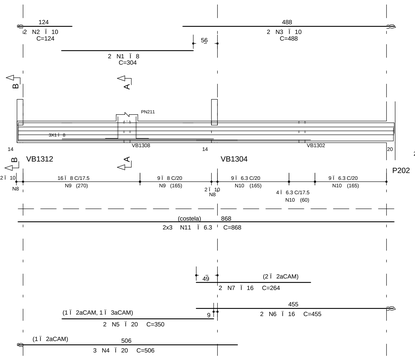

Corte A

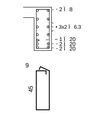

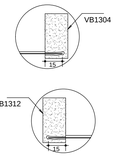

Corte B

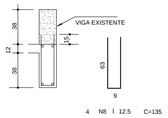

PROCEDIMENTOS :

1-ESCORAR A LAJE EXISTENTE E PILAR QUE NASCE NA VIGA.

2-A FERRAGEM DA VIGA A SER EXECUTADA DEVE SER FIXADA COM ARGAMASSA EPOXÍLICA (SIKADUR-32 OU SIMILAR) NOS FUROS REALIZADOS PREVIAMENTE.

3-OS FUROS DEVEM ESTAR LIMPOS E SECOS.

4-RESPEITAR ANCORAGEM PREVISTA NO DETALHAMENTO.

DETALHE GENERICO

DETALHE PILAR

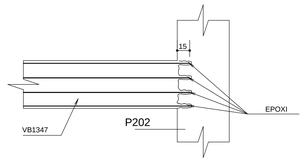

PROCEDIMENTOS :

1 - FURAR REGIÃO DE PILARES PARA COLAGEM DOS FERROS DAS VIGAS COM ARGAMASSA EXPOXIDICA (QUARTZO MAIS EPOXI).

2 - LIMPAR BEM PARA RETIRADA DE RESIDUOS NA REGIÃO DOS FUROS.

3 - CONCRETAR COM FCK = 35 MPa.

4 - SEGUIR TODOS OS PROCEDIMENTOS DE NORMA PARA REFORÇO ESTRUTURAL.

5 - O REFORÇO DEVERA SER EXECUTADO SOMENTE POR FIRMA ESPECIALIZADA COM EXPERIENCIA NO RAMO.

VB1348 VAR/VAR

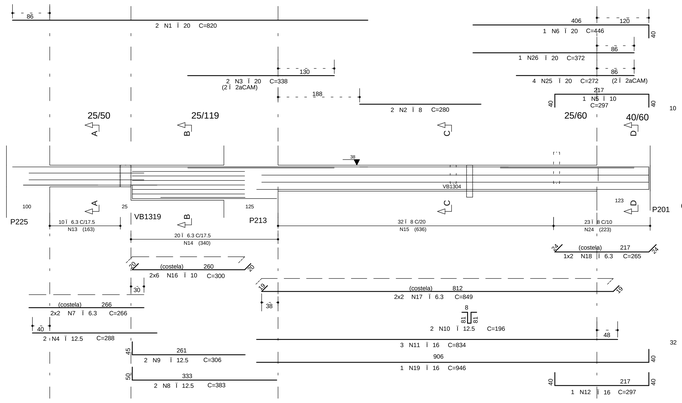

Corte A

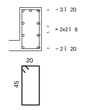

Corte B

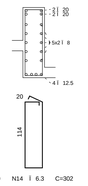

Corte C

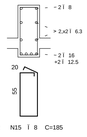

Corte D

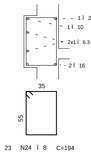

DETALHE GENÉRICO EM PLANTA

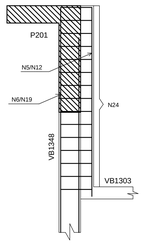

VB1349/VB1351/VB1353 14/50

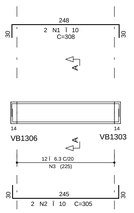

Corte A

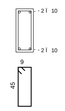

VB1355 25/50

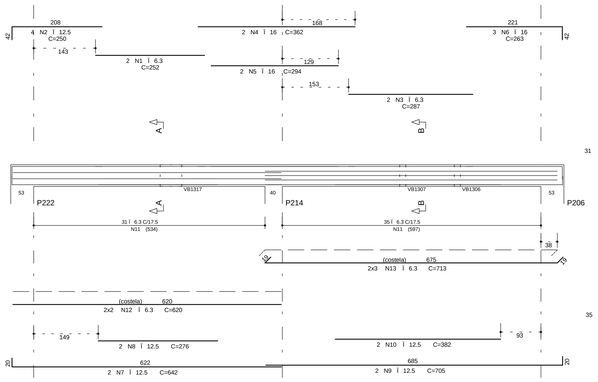

Corte A

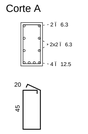

Corte B

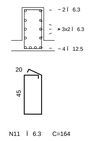

VB1364 25/50

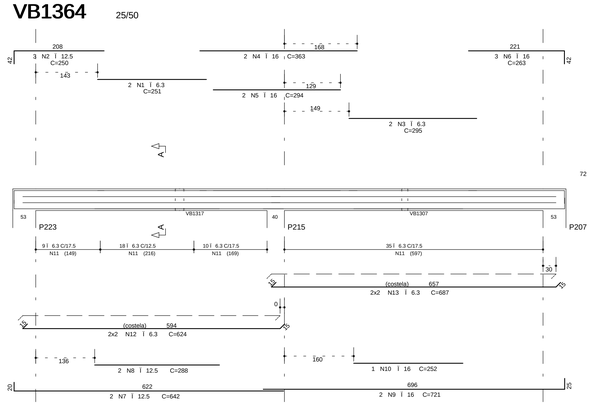

Corte A

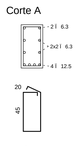

VB1367 14/50

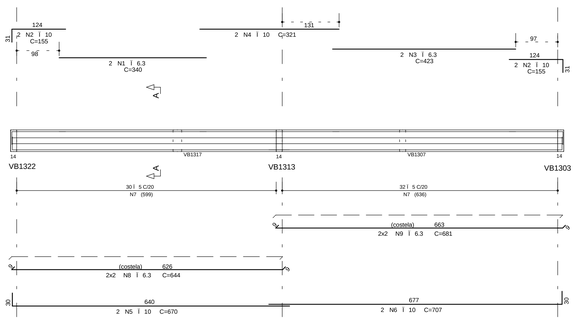

Corte A

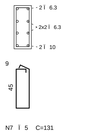

VB1369 14/50

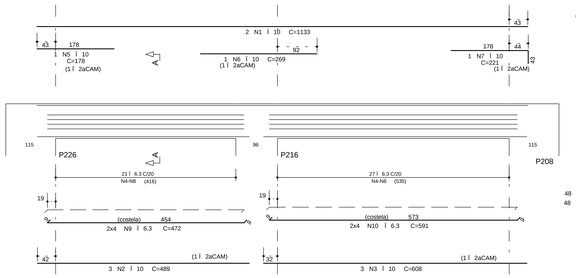

Corte A

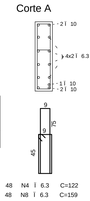

	AÇO	POS	BIT (mm)	QUANT	COMPRIMENTO UNIT (cm)	COMPRIMENTO TOTAL (cm)
VB1347						
	50A	1	8	2	304	608
	50A	2	10	2	124	248
	50A	3	10	2	488	976
	50A	4	20	3	506	1518
	50A	5	20	2	350	700
	50A	6	16	2	455	910
	50A	7	16	2	264	528
	50A	8	12.5	4	135	540
	50A	9	8	25	133	3325
	50A	10	6.3	22	131	2882
	50A	11	6.3	6	868	5208
VB1348						
	50A	1	20	2	820	1640
	50A	2	8	2	280	560
	50A	3	20	2	338	676
	50A	4	12.5	2	288	576
	50A	5	10	1	297	297
	50A	6	20	1	446	446
	50A	7	6.3	4	266	1064
	50A	8	12.5	2	383	766
	50A	9	12.5	2	306	612
	50A	10	12.5	2	196	392
	50A	11	16	3	834	2502
	50A	12	16	1	297	297
	50A	13	6.3	10	144	1440
	50A	14	6.3	20	302	6040
	50A	15	8	32	185	5920
	50A	16	10	12	300	3600
	50A	17	6.3	4	849	3396
	50A	18	6.3	2	265	530
	50A	19	16	1	946	946
	50A	24	8	23	194	4462
	50A	25	20	4	272	1088
	50A	26	20	1	372	372
VB1349/VB1351/VB1353 (X3)						
	50A	1	10	6	308	1848
	50A	2	10	6	305	1830
	50A	3	6.3	36	122	4392
VB1355						
	50A	1	6.3	2	252	504
	50A	2	12.5	4	250	1000
	50A	3	6.3	2	287	574
	50A	4	16	2	362	724
	50A	5	16	2	294	588
	50A	6	16	3	263	789
	50A	7	12.5	2	642	1284
	50A	8	12.5	2	276	552
	50A	9	12.5	2	705	1410
	50A	10	12.5	2	382	764
	50A	11	6.3	66	164	10824
	50A	12	6.3	4	620	2480
	50A	13	6.3	6	713	4278
VB1364						
	50A	1	6.3	2	251	502
	50A	2	12.5	3	250	750
	50A	3	6.3	2	295	590
	50A	4	16	2	363	726
	50A	5	16	2	294	588
	50A	6	16	3	263	789
	50A	7	12.5	2	642	1284
	50A	8	12.5	2	288	576
	50A	9	16	2	721	1442
	50A	10	16	1	252	252
	50A	11	6.3	72	164	11808
	50A	12	6.3	4	624	2496
	50A	13	6.3	4	687	2748
VB1367						
	50A	1	6.3	2	340	680
	50A	2	10	4	155	620
	50A	3	6.3	2	423	846
	50A	4	10	2	321	642
	50A	5	10	2	670	1340
	50A	6	10	2	707	1414
	60B	7	5	62	131	8122
	50A	8	6.3	4	644	2576
	50A	9	6.3	4	681	2724
VB1369						
	50A	1	10	2	1133	2266
	50A	2	10	3	489	1467
	50A	3	10	3	608	1824
	50A	4	6.3	48	122	5856
	50A	5	10	1	178	178
	50A	6	10	1	269	269
	50A	7	10	1	221	221
	50A	8	6.3	48	159	7632
	50A	9	6.3	8	472	3776
	50A	10	6.3	8	591	4728

RESUMO AÇO CA 50-60			
AÇO	BIT (mm)	COMPR (m)	PESO (kg)
60B	5	81	13
50A	6.3	906	226
50A	8	149	60
50A	10	190	120
50A	12.5	105	105
50A	16	111	177
50A	20	64	161
Peso Total	60B =		13 kg
Peso Total	50A =		849 kg

COBRIMENTO DA ARMADURA:

- LAJES = 2,0 cm
- VIGAS E PILARES = 2,5 cm
- BLOCOS,BALDRAMES E CONTENCOES (FACE EM CONTATO COM A TERRA) = 3,0 cm

1. ESSES COBRIMENTOS DEVERAO SER GARANTIDOS COM O USO DE ESPACADORES OU PASTILHAS.
COBRIMENTOS ESPECIFICOS EM CONTRARIO AOS VALORES INDICADOS ACIMA, ESTAO INDICADOS NOS DESENHOS DE FORMAS DOS PAVIMENTOS.

NORMAS UTILIZADAS:

NBR-6118/2003 - PROJETO E EXECUCAO DE OBRAS DE CONCRETO ARMADO
NBR-6120/1980 - CARGAS PARA O CALCULO DE ESTRUTURAS DE EDIFICACOES

INDICE:

VB1347,VB1348, VB1349, VB1351, VB1353, VB1355,
VB1364, VB1367 E VB1369

FCK= 35 MPa
EC = 28 GPa (MODULO DE ELASTICIDADE SECANTE AOS 28 DIAS).
A/C = 0,65 (FATOR AGUA CIMENTO)

REV	DATA	DESCRICAO
4	21/08/2014	NUMERACAO FINAL
3	10/12/2012	INCLUIDO DET VB1347
2	14/11/2012	REVISEO VB1348
1	27/09/2012	ALTERAÇÃO DIMENSÃO: VB1369
0	25/09/2012	EMISSAO INICIAL

Simetria Engenharia
SIA QUADRA AC No 01 SALAS 201 A 205
BRASILIA-DF CEP: 71200-045
FABX: (0XX61) 3036-9633
simetria@simetria.eng.br

PROJETO ESTRUTURAL

CLIENTE: GENT INCORPORADORA LTDA
OBRA: ED. RESIDENCIAL/COMERCIAL PAINEIRAS — No OBRA: XXX
ENDEREÇO OBRA: RUA 30 NORTE LOTE 03 - RUA DAS PAINEIRAS - AGUAS CLARAS DF
DESCRIÇÃO: ARMACAO DAS VIGAS DA COBERTURA DO 16o PAVIMENTO - TORRE 2 - JUNTA B (03/03)
DESENHO No: BL2 083-085
DESENHISTA: TQS/ PRISCILLA — DATA: 25/09/2012 — ESCALA: 1:50 — UNIDADE: CM — No PROJ. SIMETRIA: 478
ARQUIVO PLT: 478 -EST-BL2- 083-085 -R04 -VIG.PLT
PROPRIETARIO: — RESPONSAVEL TECNICO:
RESPONSAVEL TECNICO PELO PROJETO ESTRUTURAL
SIMETRIA ENGENHARIA E PROJETOS S/C LTDA
CREA-2725/RF

SIMETRIA ENGENHARIA DE PROJETOS S/C LTDA PLT E:\TQS\WinNT - COSMOPOLITAN - TORRE 2 - JUNTA B\13-COB.dwg PAVVIGASVIGASVIGAS.PLT 21/08/2014 18:06:20