VC701 25/50

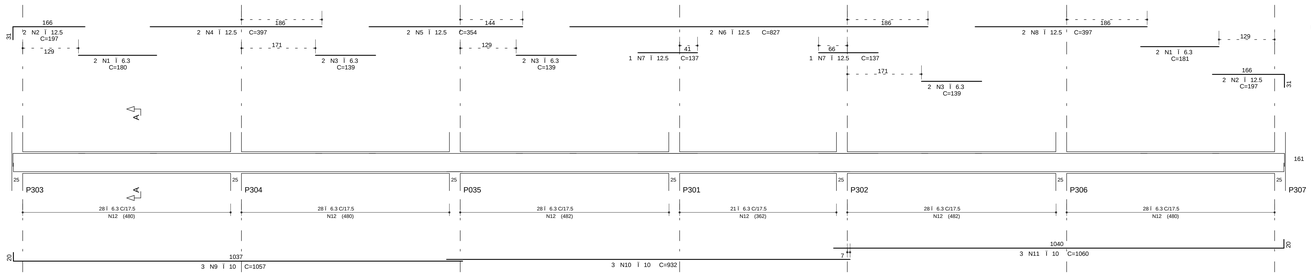

VC702 115/80

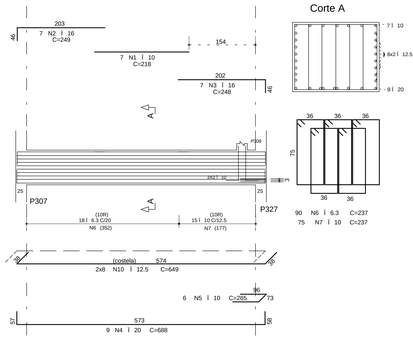

VC703 25/50

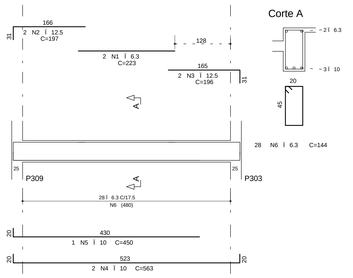

	A4 Q	POS	BIT (mm)	QUANT	COMPRIMENTO UNIT (cm)	COMPRIMENTO TOTAL (cm)
VC701						
	50A	1	6.3	4	185	739
	50A	2	12.5	2	197	394
	50A	3	6.3	6	139	834
	50A	4	6.3	4	180	719
	50A	5	12.5	2	354	708
	50A	6	12.5	2	827	1654
	50A	7	6.3	4	137	547
	50A	8	12.5	2	397	794
	50A	9	10	5	1057	5271
	50A	10	10	5	1060	5296
	50A	11	10	5	1060	5296
	50A	12	6.3	161	144	23184
VC702						
	50A	1	10	8	218	1526
	50A	2	16	7	249	1743
	50A	3	16	7	248	1736
	50A	4	20	8	688	5505
	50A	5	10	8	265	1590
	50A	6	6.3	237	237	11226
	50A	7	12.5	75	237	17775
	50A	10	12.5	18	649	11682
VC703						
	50A	1	6.3	2	197	394
	50A	2	12.5	2	196	392
	50A	3	12.5	2	563	1126
	50A	4	10	5	450	2250
	50A	5	6.3	144	144	4032
VC704						
	50A	1	10	8	224	1795
	50A	2	10	4	114	456
	50A	4	10	14	170	2380
	50A	5	6.3	4	114	454
VC705						
	50A	1	10	8	201	1609
	50A	2	16	7	265	1855
	50A	3	16	7	247	1729
	50A	4	20	8	674	5392
	50A	5	10	8	265	1590
	50A	6	6.3	237	237	11226
	50A	7	10	12	286	3430
	50A	8	12.5	18	221	23868
	50A	9	12.5	126	223	35098
	50A	11	12.5	18	649	11682
VC706						
	50A	1	6.3	2	156	312
	50A	2	12.5	2	185	370
	50A	3	12.5	2	159	318
	50A	4	10	2	458	916
	50A	5	6.3	22	131	2882
	50A	7	6.3	4	137	548
VC707						
	50A	1	6.3	2	301	602
	50A	2	10	2	147	294
	50A	3	10	2	146	292
	50A	4	10	2	562	1124
	50A	5	10	2	380	760
	50A	6	6.3	28	124	3472
VC708						
	50A	1	10	2	257	514
	50A	2	10	2	275	550
	50A	3	6.3	10	122	1220
VC709						
	50A	1	6.3	2	132	264
	50A	2	10	3	186	557
	50A	3	10	3	155	465
	50A	4	12	2	446	892
	50A	5	6.3	19	131	2489
	50A	6	6.3	4	42	168
VC710						
	50A	1	10	8	218	1526
	50A	2	16	7	249	1842
	50A	3	16	7	248	1736
	50A	4	20	8	688	5504
	50A	5	10	8	265	2120
	50A	6	6.3	80	237	21330
	50A	7	12.5	75	237	17775
	50A	10	12.5	18	649	11682
VC711						
	50A	1	10	2	277	554
	50A	2	10	2	155	310
	50A	3	10	2	276	552
	50A	4	6.3	10	122	1220
VC712						
	50A	1	6.3	2	234	468
	50A	2	12.5	2	300	600
	50A	3	6.3	2	235	470
	50A	4	12.5	2	300	600
	50A	5	12.5	2	170	340
	50A	6	12.5	2	571	1142
	50A	7	16	2	301	602
	50A	8	10	2	553	1106
	50A	9	10	2	294	588
	50A	10	6.3	124	124	8680
	50A	11	6.3	4	527	3108
VC713						
	50A	1	12.5	2	192	384
	50A	2	6.3	4	234	936
	50A	3	12.5	2	170	340
	50A	4	6.3	3	234	703
VC714						
	50A	1	12.5	3	200	600
	50A	2	6.3	4	237	1422
	50A	3	12.5	2	154	308
	50A	4	6.3	2	733	1466
	50A	5	20	1	453	453
	50A	6	10	1	500	500
	50A	7	16	1	399	399
	50A	8	16	1	698	698
	50A	9	16	1	683	683
	50A	10	16	1	782	782
	50A	11	16	1	350	350
	50A	12	16	1	605	605
	50A	13	16	1	797	797
	50A	14	16	1	752	752
	50A	15	12.5	1	1064	1064
	50A	16	12.5	1	764	1050
	50A	17	20	1	1174	1340
	50A	18	20	1	507	1014
	50A	19	6.3	112	222	24864
	50A	20	8	10	1035	10350
	50A	21	8	10	1144	11440
	50A	22	8	10	778	7780
	50A	23	8	10	1123	11230
	50A	24	6.3	91	241	21931

RESUMO A4.Q.CA 50-60

A4 Q	BIT (mm)	COMPR. (cm)	PESO (kg)
50A	6	80	48
50A	8	672	667
50A	10	1073	676
50A	12.5	3	2
50A	16	102	103
50A	20	221	345
Peso Total 50A =			2855 kg

VC704 25/50

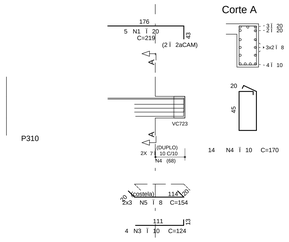

VC705 120/80

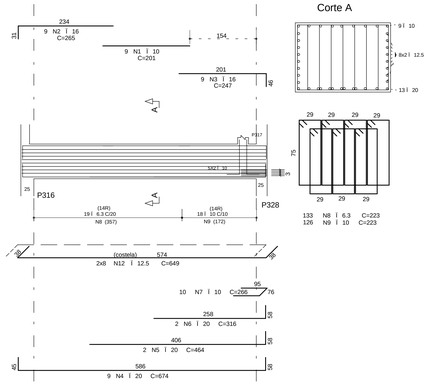

VC706 14/50

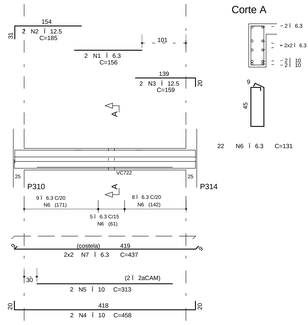

VC707 25/40

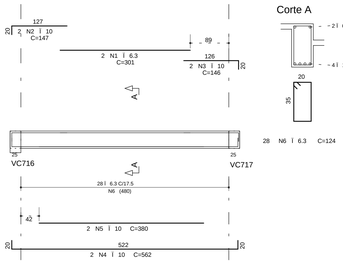

VC708 14/50

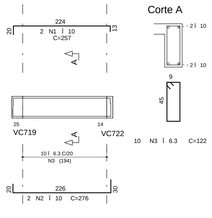

VC709 14/50

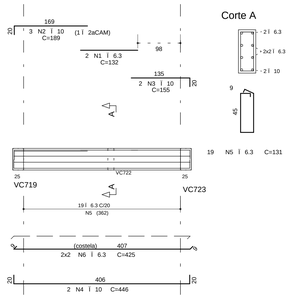

VC710 115/80

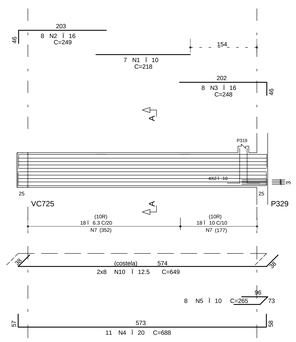

VC711 14/50

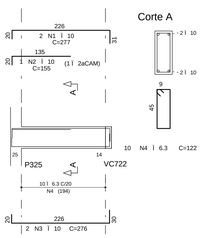

VC712 25/40

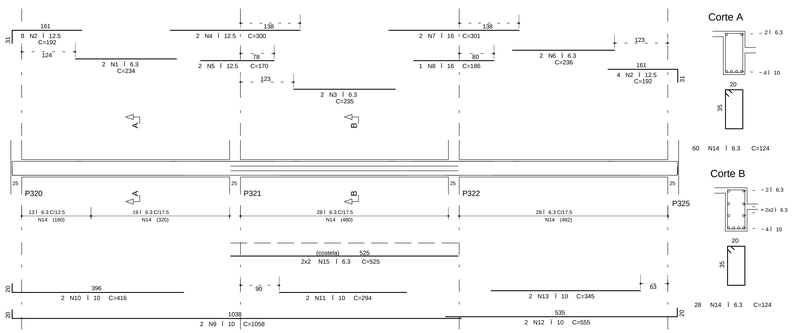

VC713 25/40

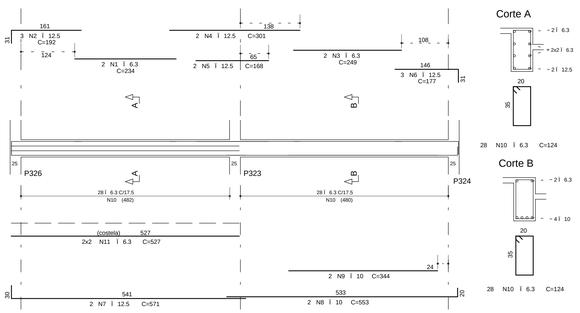

VC714 20/50

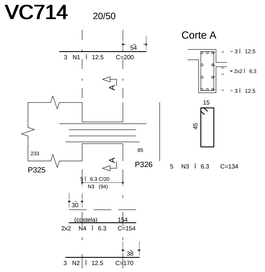

VC715 24/90

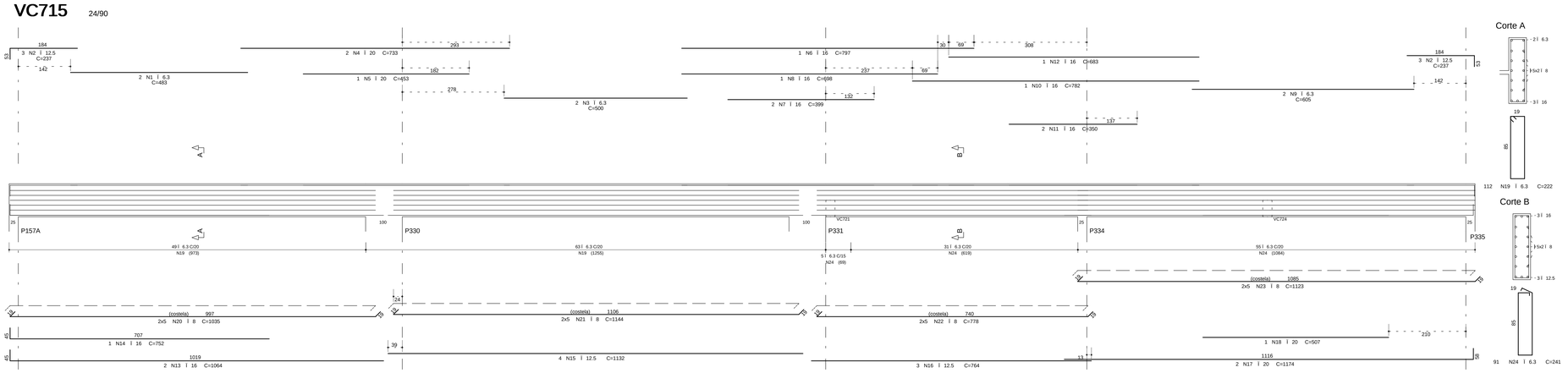

COBRIMENTO DA ARMADURA:

- LAJES = 2,0 cm
- VIGAS E PILARES = 2,5 cm
- BLOCOS,BALDRAMES E CONTENCOES (FACE EM CONTATO COM A TERRA) = 3,0 cm

1. ESSES COBRIMENTOS DEVERAO SER GARANTIDOS COM O USO DE ESPACADORES OU PASTILHAS.

COBRIMENTOS ESPECIFICOS EM CONTRARIO AOS VALORES INDICADOS ACIMA, ESTAO INDICADOS NOS DESENHOS DE FORMAS DOS PAVIMENTOS.

NORMAS UTILIZADAS:

NBR-6118/2003 - PROJETO E EXECUCAO DE OBRAS DE CONCRETO ARMADO
NBR-6120/1980 - CARGAS PARA O CALCULO DE ESTRUTURAS DE EDIFICACOES

INDICE:

VC701 A VC715

FCK= 35 MPa
EC = 28 GPa (MODULO DE ELASTICIDADE SECANTE AOS 28 DIAS).
A/C = 0,65 (FATOR AGUA CIMENTO)

REV	DATA	DESCRICAO
1	29/08/2014	NUMERACAO FINAL
0	29/01/2013	EMISSAO INICIAL

Simetria Engenharia
SIA QUADRA AC No 53 SALAS 201 A 203
BRASILIA-DF CEP: 71200-045
FAX/FONE: 3036-9633
simetria@simetria.eng.br

PROJETO ESTRUTURAL

CLIENTE: GENT INCORPORADORA LTDA			
OBRA: ED. RESIDENCIAL/COMERCIAL COSMOPOLITAN			No OBRA: XXX
ENDEREKO OBRA: RUA 30 NORTE LOTE 02 - RUA DAS PAINEIRAS - AGUAS CLARAS DF			
DESCRICAO: ARMACAO DAS VIGAS DO PISO DO 3o PAVIMENTO TORRE 3 - JUNTA C (01/02)			DESENHO No: BL3 044-076
DESENHISTA: TQS/ GUSTAVO	DATA: 29/01/2013	ESCALA: 1:50	UNIDADE: CM	No PROJ. SIMETRIA: 478
ARQUIVO PLT: 478 -EST-BL3- 044-076 -R01 -VIG.PLT			
PROPRIETARIO:		RESPONSAVEL TECNICO:	

RESPONSAVEL TECNICO PELO PROJETO ESTRUTURAL

SIMETRIA ENGENHARIA E PROJETOS S/C LTDA
CREA:2725/RF

SIMETRIA ENGENHARIA DE PROJETOS S/C LTDA P:\TQS\478-GENT - COSMOPOLITAN - TORRE 3 - JUNTA C\478-EST-BL3-044-076-R01.DWG 29/08/2014 18:41:11