VC716 VAR/50

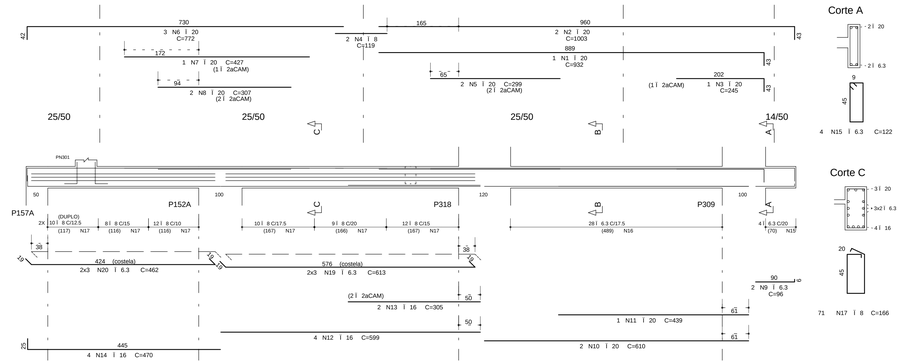

Corte A

Corte B

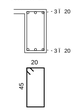

Corte C

VC717 25/40

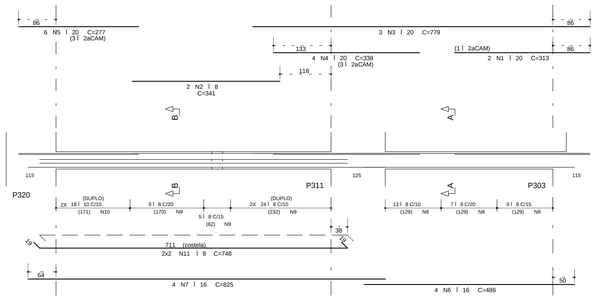

Corte A

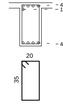

Corte B

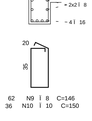

VC718 25/45

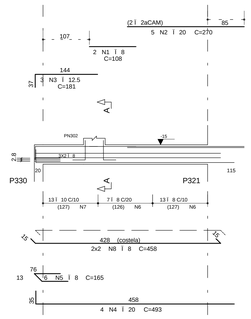

Corte A

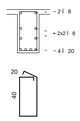

VC719 25/50

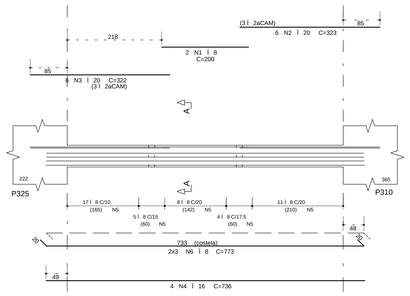

Corte A

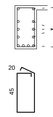

VC720 25/50

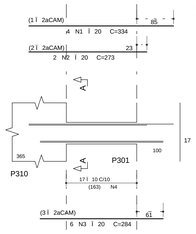

Corte A

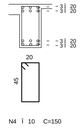

VC721 25/45

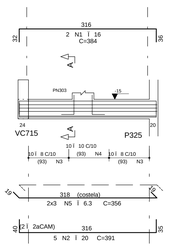

Corte A

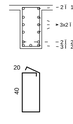

VC722 14/50

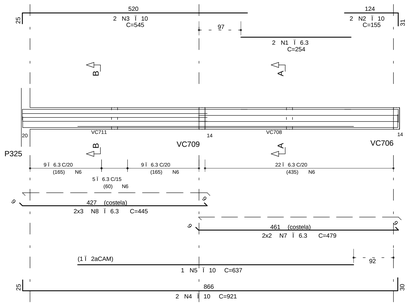

Corte A

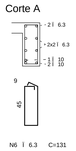

Corte B

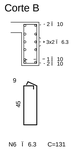

VC723 25/VAR

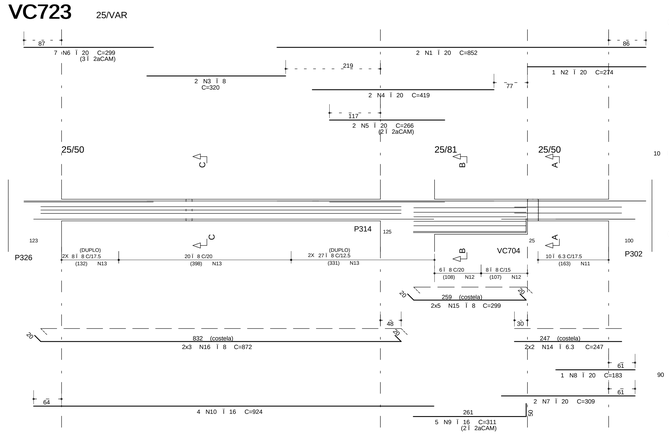

Corte A

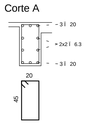

Corte B

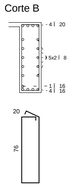

Corte C

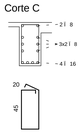

VC724 25/45

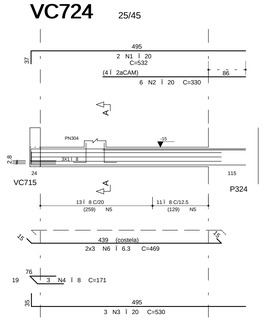

Corte A

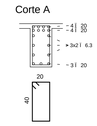

VC725 25/80

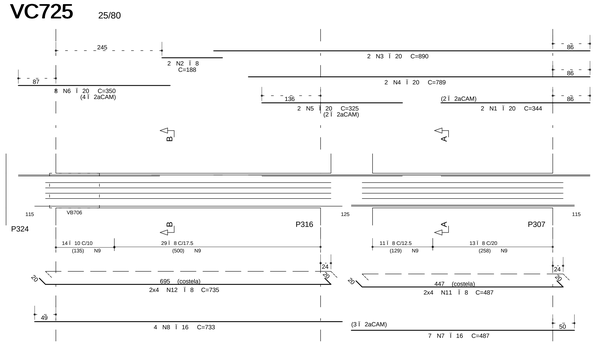

Corte A



Corte B



VC726 25/50

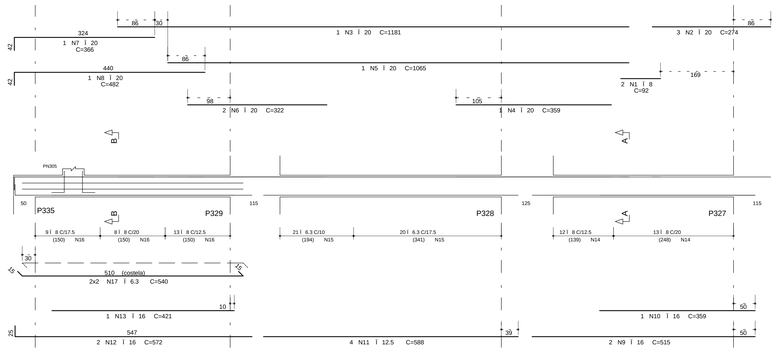

Corte A

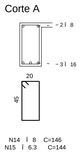

Corte B

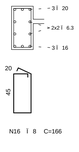

	A4 O	POS	BIT (mm)	QUANT	COMPRIMENTO UNIT (cm)	COMPRIMENTO TOTAL (cm)
VC716						
	50A	1	20	1	102	102
	50A	2	20	1	1043	1043
	50A	3	20	1	146	146
	50A	4	8	2	126	252
	50A	5	20	2	298	596
	50A	6	20	5	772	2315
	50A	7	20	1	307	307
	50A	8	20	1	307	307
	50A	9	6.3	2	96	192
	50A	10	6.3	2	144	288
	50A	11	20	4	439	1756
	50A	12	16	4	596	2384
	50A	13	16	4	439	1756
	50A	14	16	4	470	1880
	50A	15	6.3	4	122	488
	50A	16	6.3	4	144	576
	50A	17	8	71	166	11786
	50A	18	6.3	5	613	3076
	50A	19	6.3	90	96	8640
VC717						
	50A	1	20	1	313	313
	50A	2	20	1	341	341
	50A	3	20	2	779	1557
	50A	4	20	4	338	1352
	50A	5	20	1	245	245
	50A	6	16	4	486	1944
	50A	7	16	4	825	3300
	50A	8	8	126	126	15876
	50A	9	8	126	126	8064
	50A	10	10	36	150	5400
	50A	11	8	6	146	2920
VC718						
	50A	1	8	1	108	108
	50A	2	20	1	270	1350
	50A	3	12.5	3	181	543
	50A	4	8	2	458	916
	50A	5	8	6	165	990
	50A	6	8	23	158	3120
	50A	7	8	23	493	11339
	50A	8	8	6	458	2748
VC719						
	50A	1	8	4	203	812
	50A	2	20	3	323	1938
	50A	3	20	4	322	1932
	50A	4	20	4	322	1932
	50A	5	8	2	736	1472
	50A	6	8	6	773	4638
VC720						
	50A	1	20	4	334	1336
	50A	2	20	2	273	546
	50A	3	20	6	284	1704
	50A	4	20	7	150	2500
VC721						
	50A	1	20	4	384	1536
	50A	2	20	5	391	1955
	50A	3	8	20	156	3120
	50A	4	8	10	160	1600
	50A	5	6.3	5	356	3136
VC722						
	50A	1	10	2	545	1090
	50A	2	10	2	155	310
	50A	3	10	2	545	1090
	50A	4	10	1	637	637
	50A	5	10	1	921	921
	50A	6	6.3	45	131	5895
	50A	7	6.3	4	479	1916
	50A	8	6.3	4	487	1948
VC723						
	50A	1	20	1	352	1704
	50A	2	20	1	299	299
	50A	3	20	2	225	445
	50A	4	20	2	419	838
	50A	5	20	1	540	540
	50A	6	20	2	299	2000
	50A	7	20	1	309	618
	50A	8	20	1	299	299
	50A	9	16	1	311	1555
	50A	10	16	4	924	3696
	50A	11	16	1	421	1421
	50A	12	8	14	229	3192
	50A	13	8	90	166	14940
	50A	14	8	1	183	1830
	50A	15	8	15	299	3885
	50A	16	8	5	872	3232
VC724						
	50A	1	20	1	532	1532
	50A	2	20	1	330	1980
	50A	3	20	1	530	1590
	50A	4	8	3	171	513
	50A	5	8	4	469	1876
	50A	6	6.3	25	146	3650
VC725						
	50A	1	20	2	188	376
	50A	2	20	1	890	1780
	50A	3	20	2	350	700
	50A	4	20	8	325	2600
	50A	5	20	8	350	2800
	50A	6	20	2	789	1578
	50A	7	20	1	733	2932
	50A	8	8	53	206	10918
	50A	9	8	14	206	2884
	50A	10	8	14	210	2940
	50A	11	8	3	733	2200
VC726						
	50A	1	20	1	366	366
	50A	2	20	1	1181	2362
	50A	3	20	1	274	274
	50A	4	20	1	482	482
	50A	5	20	1	1065	1065
	50A	6	20	2	92	184
	50A	7	20	2	322	644
	50A	8	20	1	359	359
	50A	9	8	25	146	3650
	50A	10	8	41	144	5904
	50A	11	8	30	166	4980
	50A	12	8	30	166	4980
Peso Total	50A					2407 kg

RESUMO AÇO CA 50/60			
A4 O	BIT (mm)	COMPR. (m)	PESO (kg)
50A	6.3	219	85
50A	8	1168	443
50A	10	18	10
50A	12.5	181	139
50A	16	284	464
50A	20	988	1.257
Peso Total	50A		2407 kg

COBRIMENTO DA ARMADURA:

- LAJES = 2,0 cm
- VIGAS E PILARES = 2,5 cm
- BLOCOS,BALDRAMES E CONTENCDES (FACE EM CONTATO COM A TERRA) = 3,0 cm

1. ESSES COBRIMENTOS DEVERAO SER GARANTIDOS COM O USO DE ESPACADORES OU PASTILHAS.
COBRIMENTOS ESPECIFICOS EM CONTRARIO AOS VALORES INDICADOS ACIMA, ESTAO INDICADOS NOS DESENHOS DE FORMAS DOS PAVIMENTOS.

NORMAS UTILIZADAS:

NBR-6118/2003 - PROJETO E EXECUCAO DE OBRAS DE CONCRETO ARMADO
NBR-6120/1980 - CARGAS PARA O CALCULO DE ESTRUTURAS DE EDIFICACOES

INDICE:

VC716 A VC726

FCK= 35 MPa

EC = 28 GPa (MODULO DE ELASTICIDADE SECANTE AOS 28 DIAS).

A/C = 0,65 (FATOR AGUA CIMENTO)

REV	DATA	DESCRICAO
1	29/08/2014	NUMERACAO FINAL
0	29/01/2013	EMISSAO INICIAL

Simetria Engenharia
SIA QUADRA 4C lote 53 SALAS 201 a 203
BRASILIA - DF CEP: 71200-000
FAX: (0XX61) 3306-9600
simetria@simetria.eng.br

PROJETO ESTRUTURAL

CLIENTE:	GENT INCORPORADORA LTDA		
OBRA:	ED. RESIDENCIAL/COMERCIAL COSMOPOLITAN	No OBRA:	XXX
ENDERECO OBRA:	RUA 30 NORTE LOTE 03 - RUA DAS PAINEIRAS - AGUAS CLARAS DF		
DESCRICAO:	ARMACAO DAS VIGAS DO PISO DO 3o PAVIMENTO TORRE 3 - JUNTA C (02/02)	DESENHO No:	BL3 045-076
DESENHISTA: TQSI GUSTAVO	DATA: 29/01/2013	ESCALA: 1:50	UNIDADE: CM
No PROJ. SIMETRIA: 478			
ARQUIVO PLT: 478 -EST-BL3- 045-076 -R01 -VIG.PLT			
PROPRIETARIO:	RESPONSAVEL TECNICO:		
RESPONSAVEL TECNICO PELO PROJETO ESTRUTURAL SIMETRIA ENGENHARIA E PROJETOS S/C LTDA CREA:2725/RF			

SIMETRIA ENGENHARIA DE PROJETOS S/C LTDA PL C:\TQS\WWWTE - COSMOPOLITAN - TORRE 3 - JUNTA C\07-BL3\VIGAS\VIGAS.DWG 29/08/2014 18:41:13